

**OU-CW45 UB LD Long Life Cool White LED**


Onstate OU-Series of ultra-bright 5mm LEDs are high brightness, high quality, rugged and reliable LEDs for long life, high luminance maintenance illumination applications. Model OU-CW45 cool white LED uses high brightness InGaN and high reliability phosphor materials, resulting in LEDs having similar performance to name-brand LEDs such as Nichia, Cree, Osram, and Lumiled at competitive prices. Onstate tests LEDs to leading manufacturer's standards to provide reliable performance that customers expect. The uses of cool white LEDs include flashlights, architectural lights and area lights for continuous or intermittent operation.


**OU-CW45 cool white LED Specifications:**

Part Code	OU-CW45
Chip Material	InGaN
LED Size	5mm
Colour	Cool White
CIE X, nm min.	0.31
CIE Y, nm max.	0.32
LED Epoxy	Water Clear
$V_{drop}$ typ.	3.2
$V_{drop}$ Max.	3.5
Continuous Current (mA)	20
Maximum Current (mA)	30
Peak Pulse Current (mA)	150
Power Max. (mW)	120
Intensity Min. (cd)	3.8
Intensity Max. (cd)	7.7
Beam Angle, (degrees)	45

**Notes:** Continuous current is maximum current through LED without heatsinking. Maximum current is LED current with sufficient LED heatsinking. A current limited LED driver is recommend to power LEDs. All Onstate LEDs are RoHS/Lead-Free.


**LED CAUTIONS AND SAFETY:**

High intensity LED light source. **DO NOT STARE DIRECTLY INTO LED.**  
**DO NOT EXCEED MAXIMUM LED CURRENT.**  
 Do not expose LED to static discharge.  
 Do not expose LED to excessive soldering temperature and time.  
 High temperatures degrade LED life.  
 Excessive high currents degrade LED life.

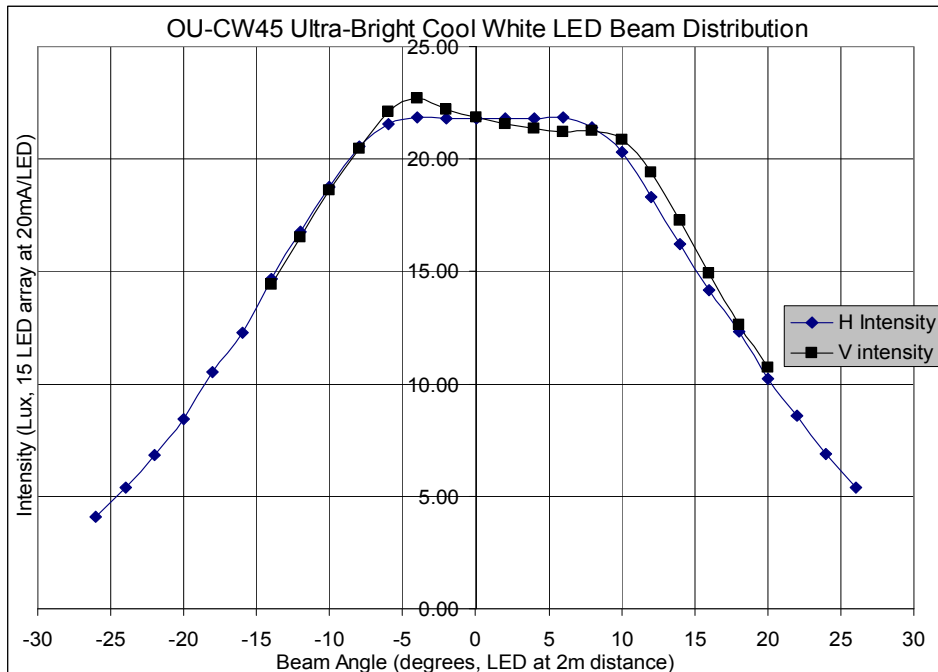


LED beam intensity and angle measurements.

1. All light intensities units are in lumen/m<sup>2</sup> (lux). Measurements at 2.0m distance from sensor.
2. Meter is digital photometry meter with CIE photopic correction.
3. LEDs array is 3 series at 5 parallel banks on PCB
4. Measurements at ~25°C at 20mA/LED continuous current.



LED beam pattern on flat test target at 2.0m from light source. Chart is 2.0m wide. Top horizontal scale is beam angle from center. Bottom horizontal scale is beam width in cm.



Intensity plot measurements on rectangular test chart.